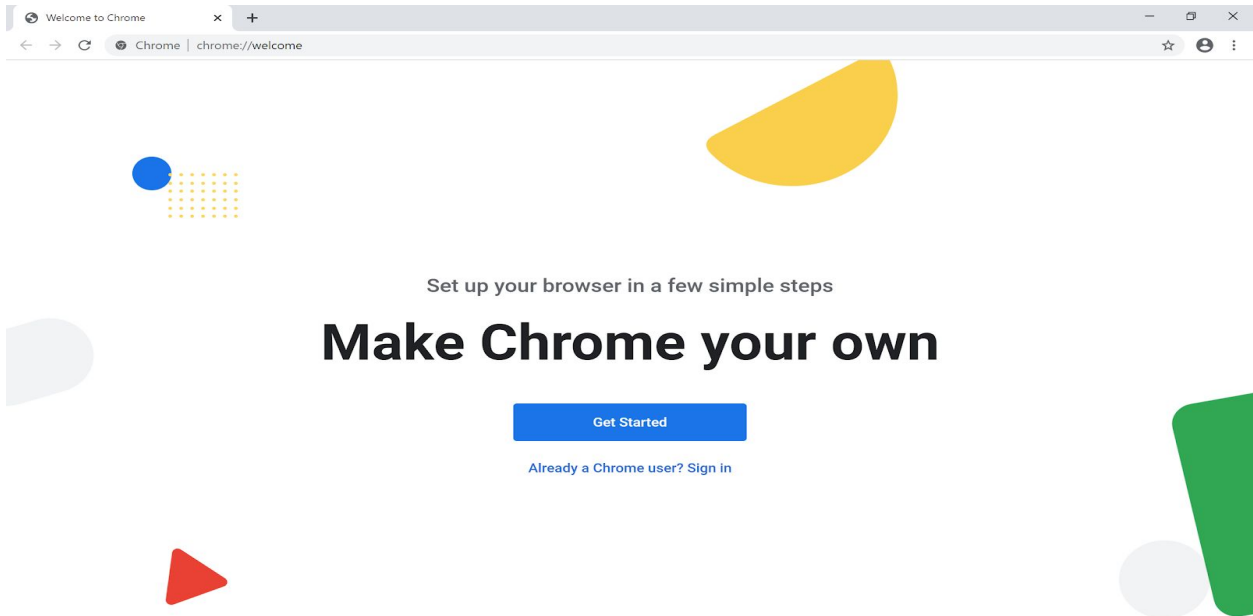
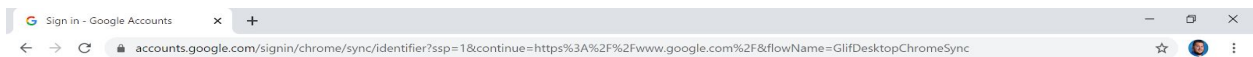



Logging into Google Chrome from a Home Computer/ Iniciarse a Google Chrome desde la Computadora Personal

1. Open Google Chrome browser
Abra el explorador de Google Chrome
2. Click on *Already a Chrome user? Sign In* link displayed in the image below:
Seleccione *Ya Eres Un Usuario? Entre con el enlace* mostrado aquí:



3. Fill in your account information using your Lindenwold student email address as shown below:
Llene su información usando el correo electrónico de Lindenwold del estudiante como está demostrado abajo:





Sign in to Chrome

Sign in with your Google Account to get your bookmarks, history, passwords, and other settings on all your devices

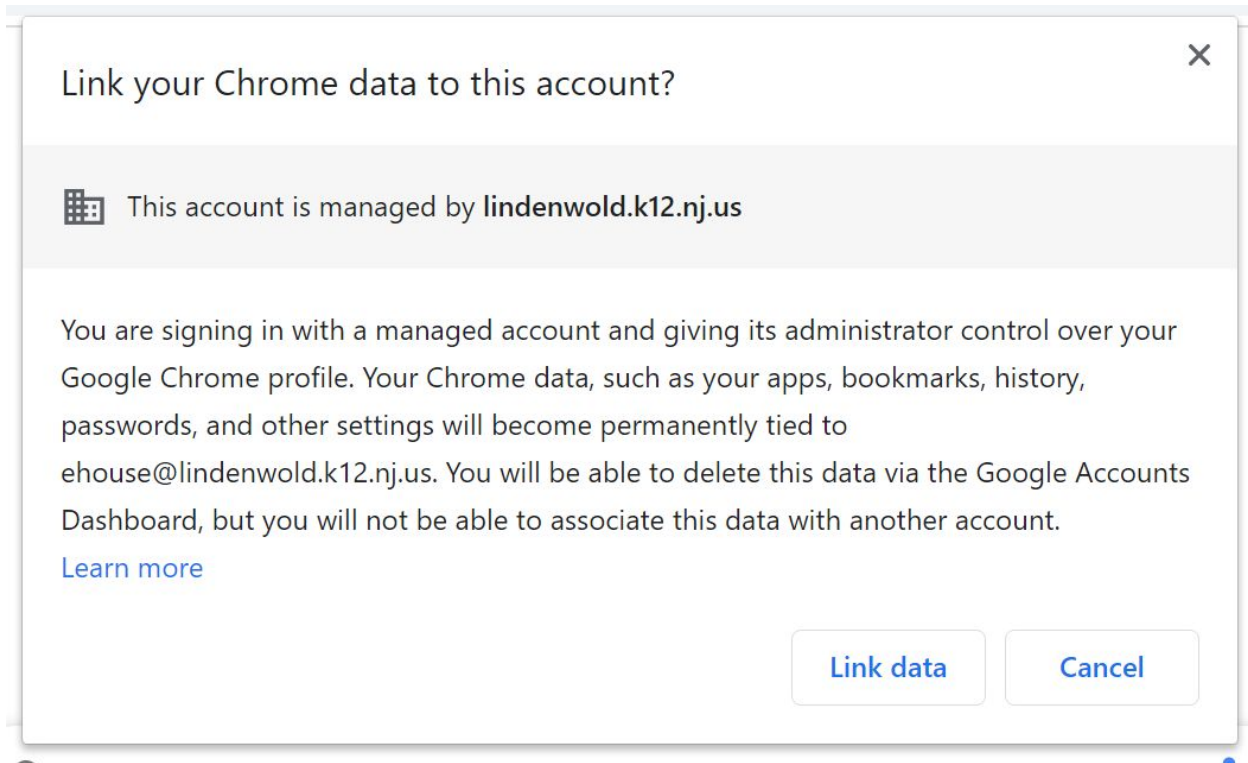
Email or phone

[Forgot email?](#)

Not your computer? Use Guest mode to sign in privately.
[Learn more](#)

[Create account](#) [Next](#)

4. Enter the password for your account on the new screen
Entre la clave para su cuenta en la nueva pantalla
5. Once the password has been entered, you will see a window that opens up like the one below:
Al entrar su clave, usted verá una pantalla abierta parecida a esta:



6. Please make sure to click Link Data, so your district bookmarks folder appears
Favor de asegurarse de seleccionar Link Data para que su folleto del distrito aparezca